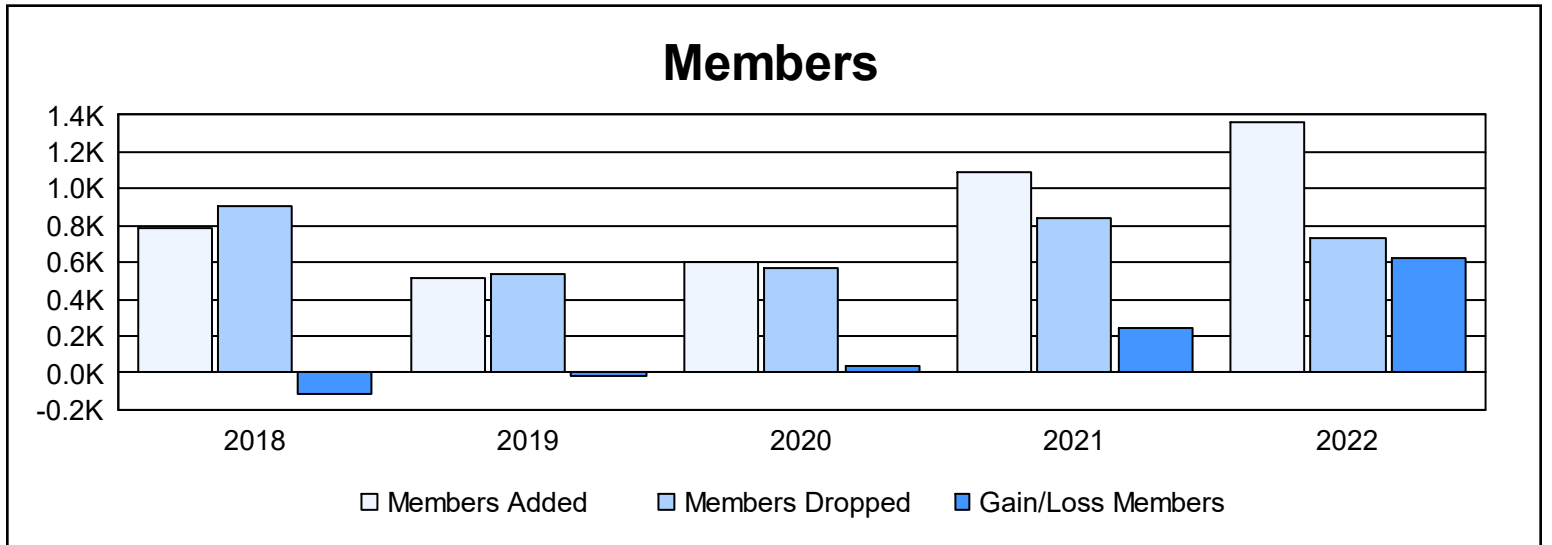
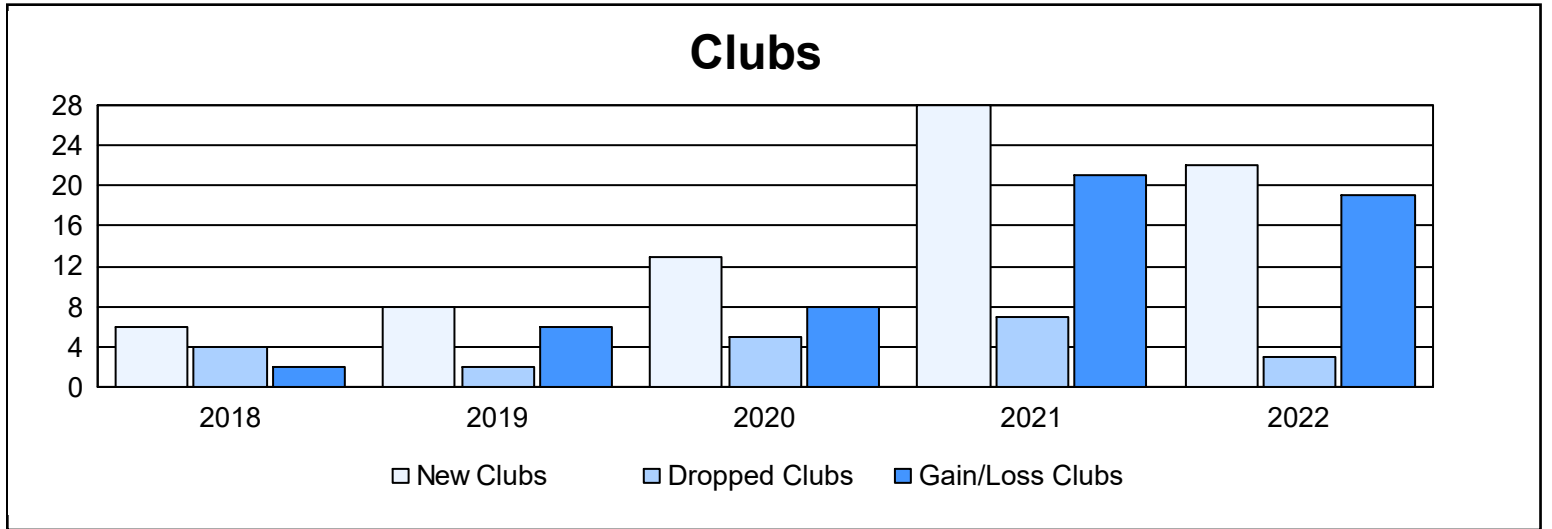
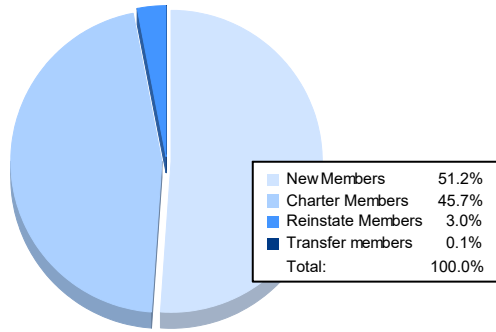


Year	New Clubs	Dropped Clubs	Gain/ Loss Clubs	New Members	Charter Members	Reinstate Members	Transfer Members	Total Member Added	Total Members Dropped	Gain/ Loss Members
2017-2018	6	4	2	553	165	62	2	782	902	-120
2018-2019	8	2	6	253	237	24	5	519	540	-21
2019-2020	13	5	8	253	278	70	3	604	569	35
2020-2021	28	7	21	494	532	50	15	1,091	844	247
2021-2022	22	3	19	696	622	41	1	1,360	737	623
<b>Average</b>	<b>15</b>	<b>4</b>	<b>11</b>	<b>450</b>	<b>367</b>	<b>49</b>	<b>5</b>	<b>871</b>	<b>718</b>	<b>153</b>



### Membership Composition June 2022 Cumulative



### Gender Composition June 2022 Cumulative

